

BUDGETARY QUOTATION NOTICE

Invitation of Budgetary quote

For

Supply of HT and LT Panel for the pumping station at Ranichak, PS- Daspur, Dist- Paschim medinipur.

A. General

1. The Executive Engineer, Metropolitan Drainage Mechanical Division, Irrigation & Waterways Directorate, Government of West Bengal invites budgetary quotes for the "Supply of HT and LT Panel for the pumping station at Ranichak, PS- Daspur, Dist- Paschim medinipur"
2. The Budgetary quotation is required to provide indicative values of items of tee bill of quantities as per schedule attached in order to have comparison of cost between various prospective bidders and for sanctioning of rates from the competent authority of this Department.
3. These budgetary quotes are purely for estimation purpose and to know the present market rate and under no circumstance, It shall be construed as quotation for placing the supply order. For competitive bidding separate notice inviting Tender will be published.
4. Prospective bidders are kindly requested to include the following information with their offer.
Contact information sheet:-
 - a. Full name and address of the company.
 - b. Full name of main contact person.
 - c. E-mail address.
 - d. Telephone, FAX and m..... numbers.
 - e. Company GSTIN details.
 - f. Estimated times of delivery.
 - g. Payment terms.
 - h. Validity period of quotes.
5. Literature and brochures, including full technical data and specifications.
6. Prospective bidders are required to specifically highlight how their product and integration of those will meet the proposed requirements and specification set out in this document. And in case of non compliance they may propose their own solution.
7. Quotation may be submitted through any of the following methods.

By Speed Post/Courier.


B. Terms and conditions.

1. The currency of the quotations will be Indian Rupee For destination.
2. Quotation may be submitted writer in 10 days from the date of publishing of the Notice in Paper.
3. Participation in budgetary quotes by an OEM, authorized agent/ dealer shall not be construed that he is eligible in the bidding process to be called later on. His eligibility shall be checked as listed out in the bidding document and then only will be permitted to participate.

C. Tentative Schedule

Enclosed as separate sheet along with this Notice.

Note:- 1. The quotation should be FOR destination basis. Different types applicable Taxes should be indicated in column separately. The rates should also be reflected in this section so as to arrive at a final figure.



27-03-18

Executive Engineer
Metropolitan Drainage Mechanical Division.

Dated 27.03.2018

Memo No : 374 /2B-4/1(1)

1. Copy submitted to the Superintending Engineer, Mechanical & Electrical Circle, Kolkata for his kind information please.



27-03-18

Executive Engineer
Metropolitan Drainage Mechanical Division.

Dated 27.03.2018

Memo No : 374 /2B-4/2(5)

1. Copy forwarded to the Assistant Engineer/ CPS for his information please.
2. Copy forwarded to the Assistant Engineer/ KPS for his information please.
3. Copy forwarded to the Assistant Engineer/ UPS for his information please.
4. Copy forwarded to the Assistant Engineer/ SDO/ M&E Sub Division for his information please
5. Notice Board.


27-03-18

Executive Engineer
Metropolitan Drainage Mechanical Division.

Supply of HT and LT panel at Ranichak Pumping Station, PS- Daspur, Dist- Paschim medinipur, West Bengal

Bill of Quantities

SI No	Description	Qty.	Unit	Basic Rate/unit (Rs)	Applicable GST %	Rate including GST Rs.
-------	-------------	------	------	----------------------	------------------	------------------------

1.0

CONSUMER 3-PANEL VACUUM CIRCUIT BREAKER AT SUB-STATION

Supply, delivery, storing at site, erection testing & commissioning of indoor, floor mounted metal clad totally enclosed horizontal cubicle fully compartmentalized, extensible on either side motor operated spring charged, electrically/manually operated fully draw-out type 33KV Vacuum Circuit Breaker (VCB) Board having rupturing capacity of 1500 MVA at 33KV conforming to specification etc and detail shown in single line diagram and as described below including supplying necessary mounting channels and all other mounting accessories complete. Make- Siemens/ABB/CGL/Schneider

(A) Incomer

- (i) 1-No 2500A TP, 33 KV, 26.24 KA, electrically operated, motorised springcharged, drawout type Vacuum Circuit Breaker (VCB),
- (ii) 1-set (3 Nos) 15VA, 250/5A, CL-1 for metering and 5P-10 for protection CTS, 26.24 KA/sec
- (iii) 1-set flush mounting digital type trivector meter with accuracy class 0.5 with maximum demand indicator at 30 minute interval
- (iv) 1-set cable termination box suitable for 3C x 300 sqmm, 33KV, XLPE /A, AL cable
- (v) 1-set microprocessor based Numerical type relay with two elements for O/C and one element for E/F protection with time and current setting, (70%- 100% for current and 0.3- 1.0 for time settings), RS 485 and 232 port for SCADA integration and data up and down loading etc.
- (vi) 1-set 0-250A AC flush mounting digital ammeter with selector switch.
- (vii) 1-set-IDMTL type over voltage & under voltage relay having settings 90% to 110% in equal steps.
- (viii) 1-set Draw out type 33KV/ 110V, 100VA star/star dry type potential transformer with primary (3A) and secondary (4A) HRC fuse protections.
- (ix) 1 set -0-33KV flush mounted digital voltmeter and selector switch
- (x) 1-set high speed master trip relay.
- (xi) 1 set-Continuous trip circuit supervision with relay
- (xii) 1 set-ON/OFF/TRIP/TRIP CIRCUIT HEALTHY lamps and push buttons
- (xiii) 1-set (2 Nos.)-30V, DC shunt trip coil for tripping with power pack unit

27.12.18

- (xiv) 1 set (2 Nos.)- Aux. contactors with necessary fittings
- (xv) Earth bus-bar and all other accessories complete
- (xvi) 1-set R/Y/B phase indication lamps

(B) Bus-Bars

1-Set TP, 33KV, 2500 A, 1500 MVA continuous rated copper bus-bar with insulating sleeves

(C) Outgoing

- (i) 2 Nos. - 2500 A, TP, 33 KV, 26.24 KA, Vacuum Circuit Breaker (VCB) Make- Siemens/ Schneider/ABB/CGL. (2 nos for 1.6 MVA transformer feeder ,
- (ii) 2set (3 Nos. in each set) 15VA, 150/5A, CL-1 for metering and 5P10 for protection CTs, 26.14 KA/Sec. for 1.6 MVA transformer feeder.
- (v) 2 set-cable termination box suitable for 3C x 300sqmm, 33 KV, XLPE/A, AL cable
- (vi) 2set-microprocessor based Numerical type relay with two elements for O/C and one element for E/F protection with time and current settings (70%-100% for current and 0.3-1.0 for time settings) RS 485 and 232 port for SCADA integration and data up and down loading etc.
- (vii) 2set-0-150A flush mounting digital ammeter with selector switch for 1.6MV/A transformer feeder
- (x) 2 set - high speed master trip relay.
- (xi) 2 set - Continuous trip circuit supervision with relay
- (xii) 2 set - ON/OFF/TRIP/TRIP/CIRCUIT HEALTHY lamps and push buttons
- (xiii) 2 set (2 Nos. in each set) - 30V, DC shunt trip coil for tripping with power pack unit
- (xiv) 2 set (2 Nos. in each set)- Aux. contactors with necessary fittings
- (xv) 2 set-3 pole H/R Aux. relay
- (xvi) Earth bus-bar and all other accessories complete
- (xviii) 5-set R/Y/B phase indication lamps

Complete set as stated above.

Set 1

27-03-18

LT PANEL AT PUMP HOUSE

Supply, delivery, storing at site erection, testing & commissioning of 415V (35MVA) TPN floor mounting free standing LT panel made of 14SWG CRCA sheet steel extensible on either side totally enclosed, dust and vermin proof, self supported, free standing unit with base channel, multi tier, compartmentalised cubicle, front access type construction with details of feeders as given below. LT panel shall be suitable for 500/415VAC 50HZ, 3 phase and neutral system. Panels shall be treated with seven tanks process before painting with two coats of epoxy paint over two coats of epoxy primer all of approved shade complete with front operated incoming and outgoing switch gears, cable trays, provision for cable entries from top and bottom, necessary meters, internal wiring with 1.1KV, copper wire (2.5 sq mm) protection HRC fuse etc terminal blocks, selector switches, inter connection with insulated (1.1KV/grade) colour coded copper conductor cable gland plates, earth bus of copper, lifting bolts, level inscriptions, earth connections etc and supply of all necessary accessories all complete and mending good the damages as required. Make- Siemens/L&T/ABB/GE/Schneider

Note: All works are to be done in accordance with IE rules and regulation and as per direction of Engineer-in-charge. GA drawing for each panel has to be get approved by the engineer-in-charge before manufacturing the same.

(A) Incomer

- (i) 2-Nos 2500 A FP, 433V, 46.6 KA, Air Circuit Breaker (ACB)
 - (ii) 2-set (3 Nos in each set) 15VA, 2500 /5A, CL-1 for metering CTs
 - (iii) 2-set cable termination box suitable for 3 nos x 3 1/2-C x 300 sqmm, 1.1KV, XLPE /A, AL cable
 - (iv) 2-set 0-2500 A AC flush mounting digital ammeter with selector switch.
 - (v) 2-set 0-2500V flush mounted digital voltmeter with selector switch
 - (vi) 2-set ON/OFF/TRIP/TRIP CIRCUIT HEALTHY lamps and push buttons
 - (vii) 2-set R/Y/B phase indication lamps
 - (viii) 2-set TRIP/NEUTRAL/CLOSE selector switch
 - (ix) Earth bus-bar and all other accessories complete
 - (x) 2-set Multi Function Meter
- (B) Bus-Bars**
- 2-Set TPN, 2500/415V, 2500 A, 50HZ, 35 MVA continuous rated copper bus-bar with insulating sleeves
- (C) Bus Coupler**
- (i) 1-No 2500A FP, 433V, 46.6 KA, Air Circuit Breaker (ACB)
 - (ii) 1-set (3 Nos) 15VA, 2500/5A, CL-1 for metering CTs

27-03-18

- (iii) 1-set 0-800/2000A AC flush mounting digital ammeter with selector switch.
- (iv) 1-set ON/OFF/TRIP/TRIP CIRCUIT HEALTHY lamps and push buttons
- (v) 1-set R/Y/B phase indication lamps

(vi) 1-set TRIP/NEUTRAL/CLOSE selector switch

(vii) Earth bus-bar and all other accessories complete

(D) Outgoing

(i) 12Nos-400A TPN 500/415V, AC 50KA breaking capacity MCCB with motor protection relay MICOM brand (Schneider/ Siemens/ L&T), microprocessor based O/L, E/F and S/C releases having independent time and current settings (time settings 0.3sec to 1.0sec and current settings 80% to 100%) with all other accessories complete.

(ii) 4Nos-160A TPN 500/415V, AC 20 KA breaking capacity MCCB

(E) Earth bus-bar

Continuous earth bus bar of 50 x 6mm G.I. flat running continuous through out the length of the switch board with earthing terminals.
 415V Fully Automatic StarDelta Starter (FASD) for operation of 180KW pump motor having 3nos. 300A, 415V, TP AC 3 contactors and timer 0-30 sec CT operated thermal O/L relay having suitable setting range with single phase preventor, ON/OFF/TRIP lamps, START/STOP push buttons, 0-500A, CT operated digital ammeter with 500/5A class-1 CTS and selector switch, local/remote selector switch, temperature scanner (Masibus make), completely wired up to the terminals (12 nos. for 35 cusec, 180 KW, submersible pump)

Complete set as stated above

Set 1

Handwritten signature
27-02-18